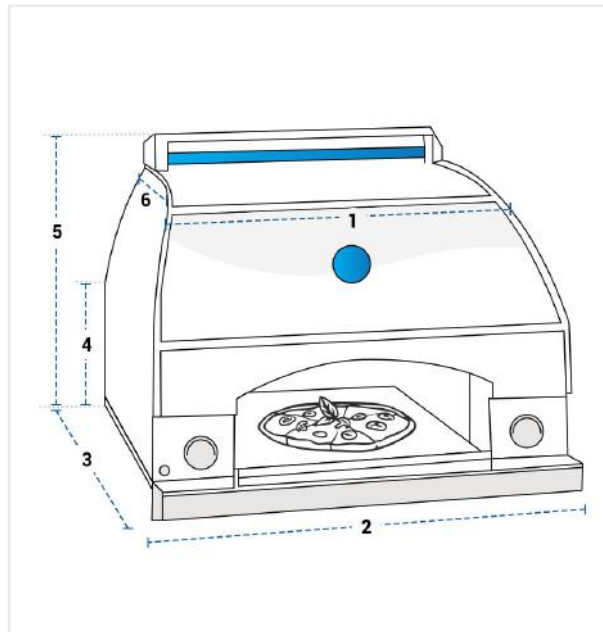


How to Measure Outdoor Pizza Oven Covers - Design 2

Measurement Instruction

- ✓ Give exact measurement from edge to edge.
- ✓ We add 0.5" to 1.5" leeway on the given width/depth for easy pull-in and pull-out.
- ✓ The height dimensions will remain same as provided by you.

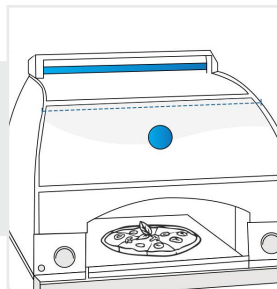


Measurement (Inches)

1. Top Width	<input type="text"/>	2. Bottom Width	<input type="text"/>
3. Bottom Depth	<input type="text"/>	4. Height #1	<input type="text"/>
5. Back Height	<input type="text"/>	6. Top Depth	<input type="text"/>


1. Top Width:

Top Width of the Outdoor Pizza Oven



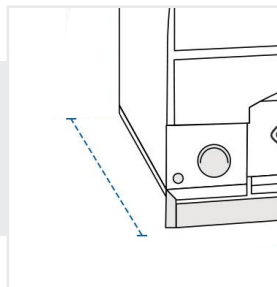
2. Bottom Width:

Bottom Width of the Outdoor Pizza Oven



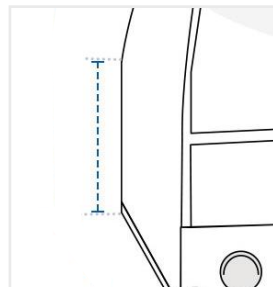
3. Bottom Depth:

Bottom Depth of the Outdoor Pizza Oven



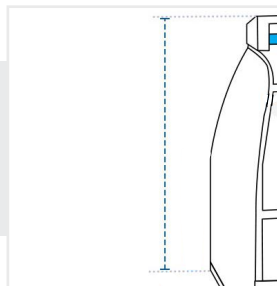
4. Height #1:

Height (side of #1) of the Outdoor Pizza Oven



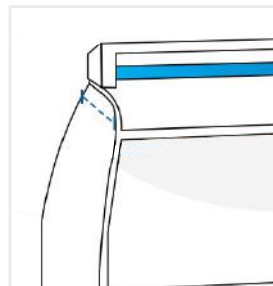
5. Back Height:

Back Height of the Outdoor Pizza Oven



6. Total Depth:

Total depth of the Outdoor Pizza Oven



We encourage you to upload the image of the article you need the cover for - this helps our team ensure covers are designed keeping your requirements in mind.