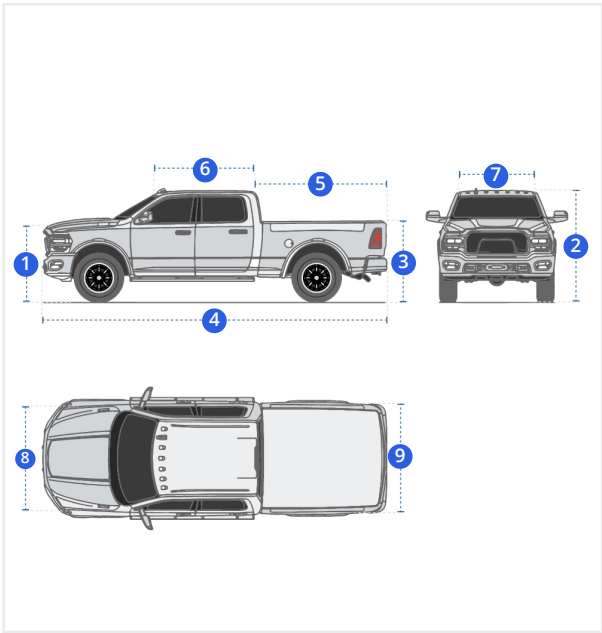


How to Measure Pick Up Car Cover

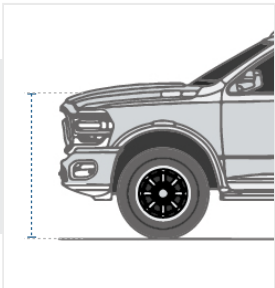
Measurement Instruction

- ✓ Give exact measurement from edge to edge.
- ✓ We add 1" to 2" leeway on the given width/depth for easy pull-in and pull-out.
- ✓ The height dimensions will remain same as provided by you.




Measurement (Inches)	
1. Front Height	<input type="text"/>
2. Middle Maximum Height	<input type="text"/>
3. Back Height	<input type="text"/>
4. Total Length	<input type="text"/>
5. Back Length	<input type="text"/>
6. Top Roof Length	<input type="text"/>
7. Top Roof Width	<input type="text"/>
8. Front Width	<input type="text"/>
9. Back Width	<input type="text"/>

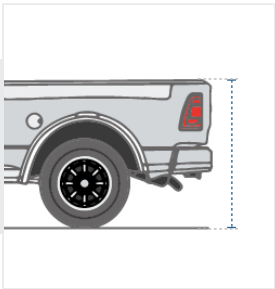
1. Front Height:
Front Height of the Car



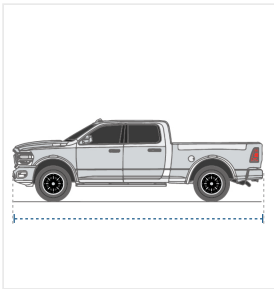
2. Middle Maximum Height:
Middle Maximum Height of the Car



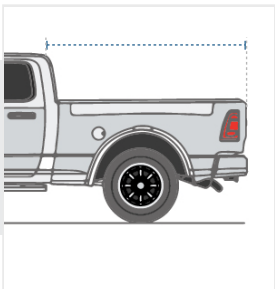
3. Back Height:
Back Height of the Car



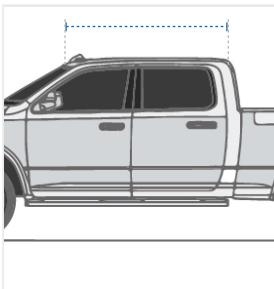
4. Total Length:
Total Length of the Car



5. Back Length:
Back Length of the Car

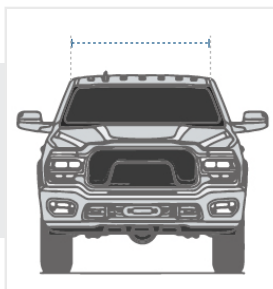


6. Top Roof Length:
Top Roof Length of the Car



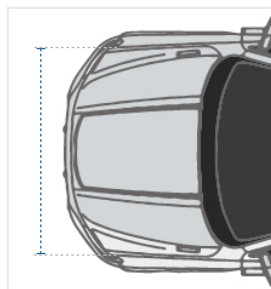
7. Top Roof Width:

Top Roof Width of the Car



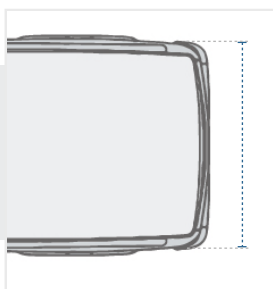
8. Front Width:

Front Width of the Car



9. Back Width:

Back Width of the Car



We encourage you to upload the image of the article you need the cover for - this helps our team ensure covers are designed keeping your requirements in mind.