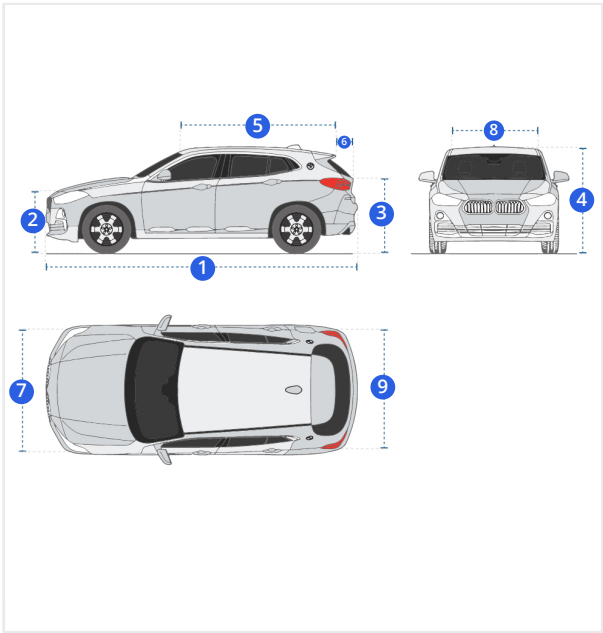


How to Measure SUV Car Cover

Measurement Instruction

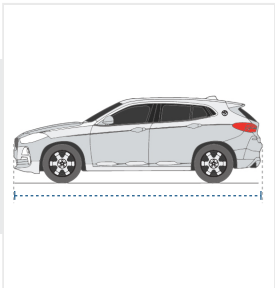
- ✓ Give exact measurement from edge to edge.
- ✓ We add 1" to 2" leeway on the given width/depth for easy pull-in and pull-out.
- ✓ The height dimensions will remain same as provided by you.



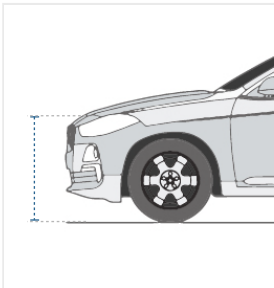
Measurement (Inches)

1. Total Length	<input type="text"/>	2. Front Height	<input type="text"/>
3. Back Height	<input type="text"/>	4. Middle Maximum Height	<input type="text"/>
5. Top Roof Length	<input type="text"/>	6. Back Length	<input type="text"/>
7. Front Width	<input type="text"/>	8. Top Roof Width	<input type="text"/>
9. Rear Width	<input type="text"/>		

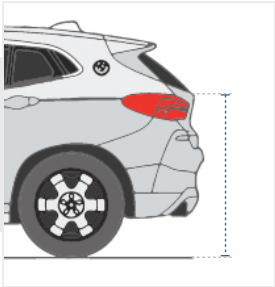
**1. Total Length:**  
Total Length of the Car



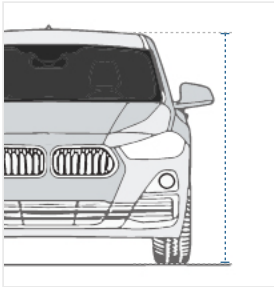
**2. Front Height:**  
Front Height of the Car



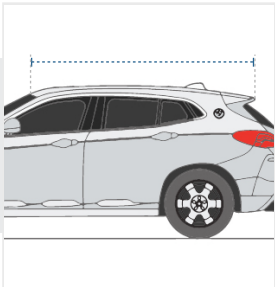
**3. Back Height:**  
Back Height of the Car



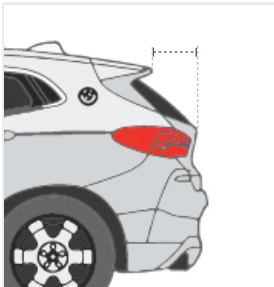
**4. Middle Maximum Height:**  
Middle Maximum Height of the Car



**5. Top Roof Length:**  
Top Roof Length of the Car

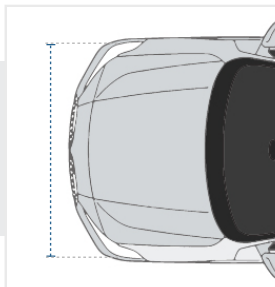


**6. Back Length:**  
Back Length of the Car



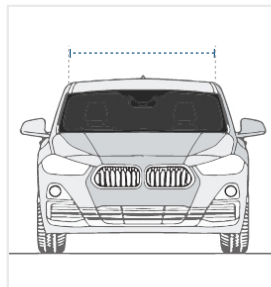
## 7. Front Width:

Front Width of the Car



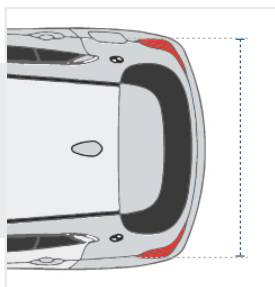
## 8. Top Roof Width:

Top Roof Width of the Car



## 9. Rear Width:

Rear Width of the Car



We encourage you to upload the image of the article you need the cover for - this helps our team ensure covers are designed keeping your requirements in mind.