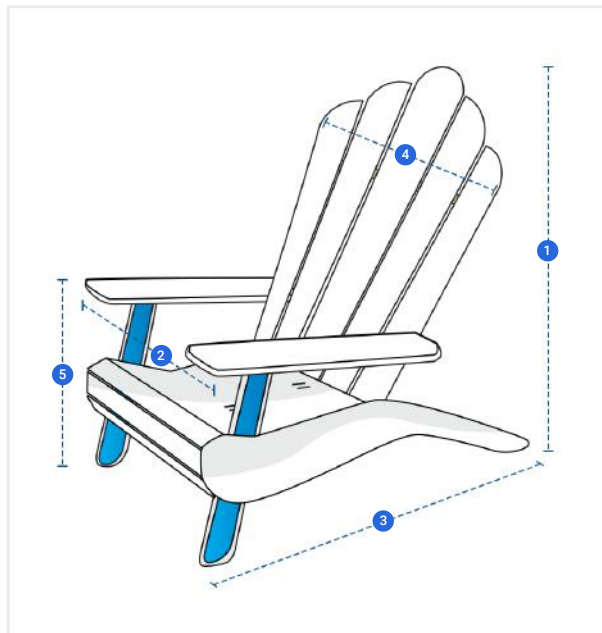


How to Measure Adirondack Chair Covers

Measurement Instruction

- ✓ Give exact measurement from edge to edge.
- ✓ We add 1" to 2" leeway on the given width/depth for easy pull-in and pull-out.
- ✓ The height dimensions will remain same as provided by you.



Measurement (Inches)

1. Height

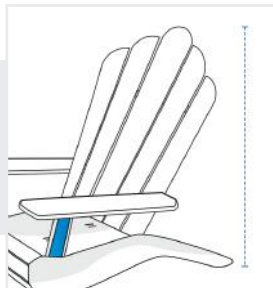
2. Width

3. Depth

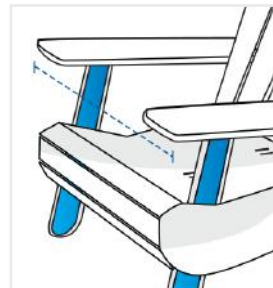
4. Back Width

5. Front Height

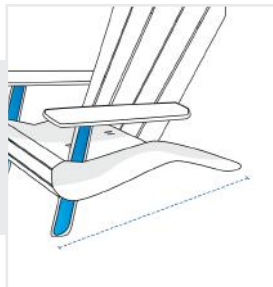
1. Height:
Height of the Chair



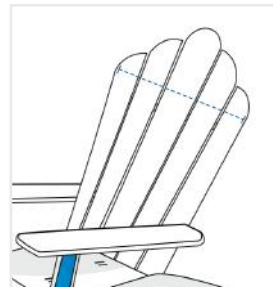
2. Width:
Front Width of the Chair



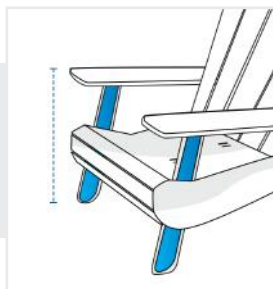
3. Depth:
Depth of the Chair



4. Back Width:
Back Width of the Chair



5. Front Height:
Front Height of the Chair
(From ground to arm)



We encourage you to upload the image of the article you need the cover for - this helps our team ensure covers are designed keeping your requirements in mind.