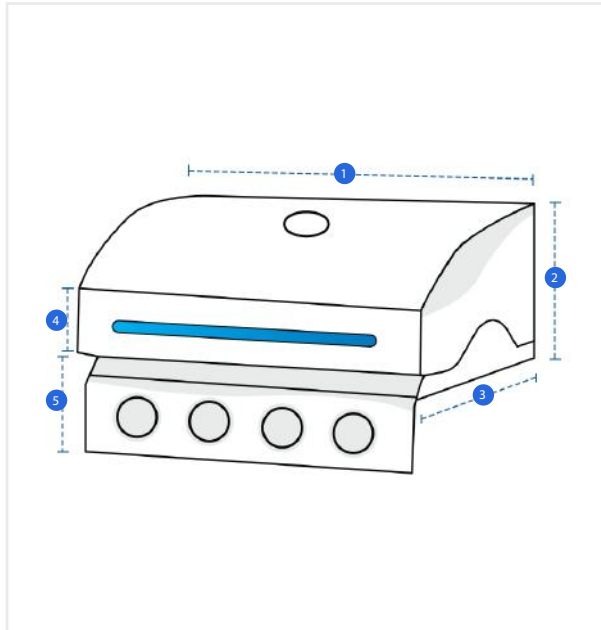


How to Measure Built-in Grill Covers

Measurement Instruction

- ✓ Give exact measurement from edge to edge.
- ✓ We add 1" to 2" leeway on the given width/depth for easy pull-in and pull-out.
- ✓ The height dimensions will remain same as provided by you.



Measurement (Inches)

1. Width

2. Height

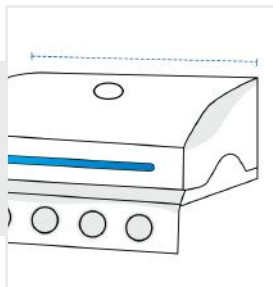
3. Depth
(Including Handle)

4. Front Height

5. Drop Down
Height

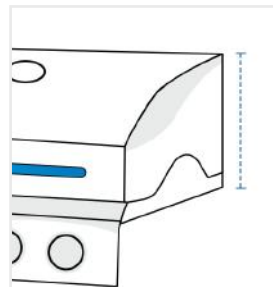
1. Width:

Width of the Grill



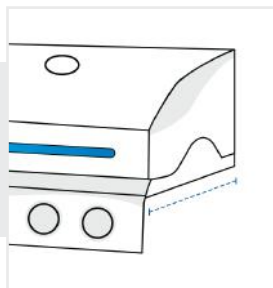
2. Height:

Height of the Grill



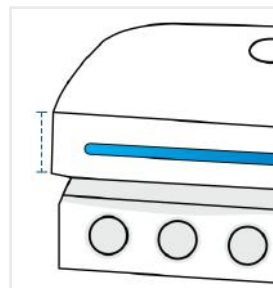
3. Depth (Including Handle):

Depth of the Grill including handle / burners



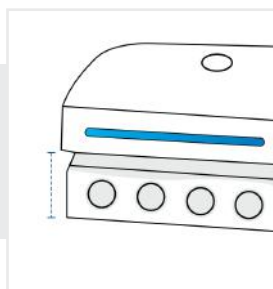
4. Front Height:

Front height of the Grill (refer image)



5. Drop Down Height:

Drop down height (refer image)



We encourage you to upload the image of the article you need the cover for - this helps our team ensure covers are designed keeping your requirements in mind.