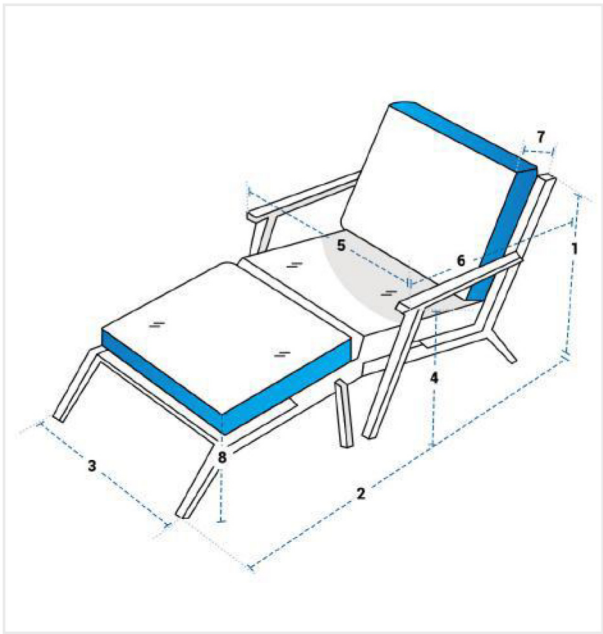


How to Measure Chaise Lounge Covers - Design 10

Measurement Instruction

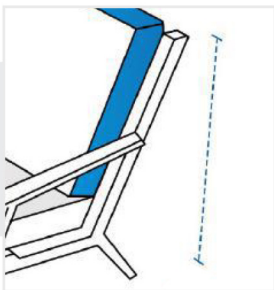
- ✓ Give exact measurement from edge to edge.
- ✓ "We add upto 2" leeway on the given width/depth for easy pull-in and pull-out."
- ✓ The height dimensions will remain same as provided by you.



Measurement (Inches)

1. Back Height	<input type="text"/>	2. Depth	<input type="text"/>
3. Front Width	<input type="text"/>	4. Arm Height	<input type="text"/>
5. Arm To Arm Width	<input type="text"/>	6. Arm Depth	<input type="text"/>
7. Cushion Depth	<input type="text"/>	8. Front Height	<input type="text"/>

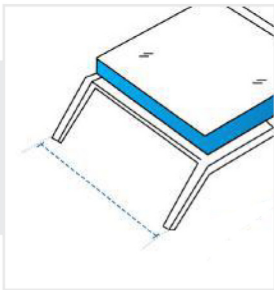
1. Back Height:
Back Height of the Chaise



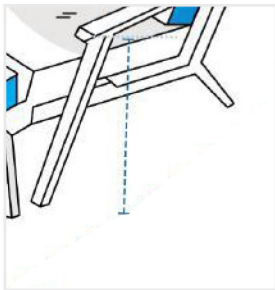
2. Depth:
Depth of the Chaise



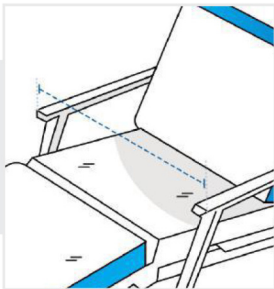
3. Front Width:
Front Width of the Chaise



4. Arm Height:
Arm Height of the Chaise



5. Arm To Arm Width:
Arm To Arm Width of the Chaise

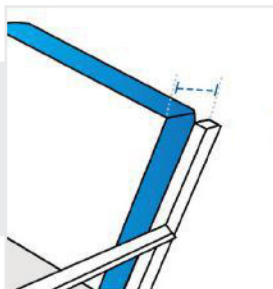


6. Arm Depth:
Arm Depth of the Chaise



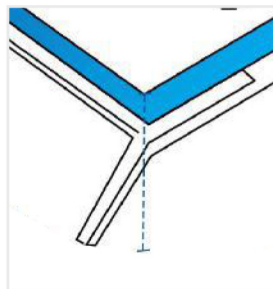
7. Cushion Depth:

Cushion Depth of the Chaise



8. Front Height:

Front Height of the Chaise



We encourage you to upload the image of the article you need the cover for - this helps our team ensure covers are designed keeping your requirements in mind.