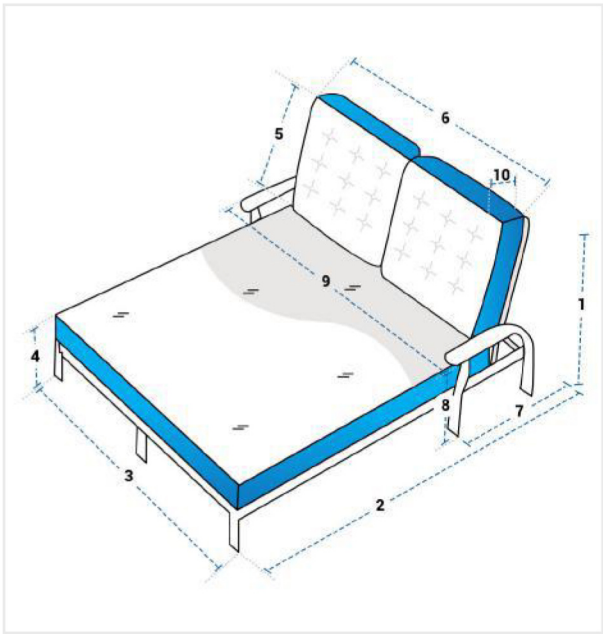


How to Measure Chaise Lounge Covers - Design 3

Measurement Instruction

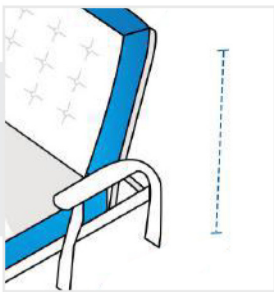
- ✓ Give exact measurement from edge to edge.
- ✓ "We add upto 2" leeway on the given width/depth for easy pull-in and pull-out."
- ✓ The height dimensions will remain same as provided by you.



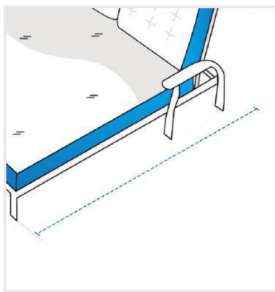
Measurement (Inches)

1. Back Height	<input type="text"/>	2. Depth	<input type="text"/>
3. Front Width	<input type="text"/>	4. Front Height	<input type="text"/>
5. Slant Height	<input type="text"/>	6. Back Width	<input type="text"/>
7. Arm Depth	<input type="text"/>	8. Arm Height	<input type="text"/>
9. Arm To Arm Width	<input type="text"/>	10. Cushion Depth	<input type="text"/>

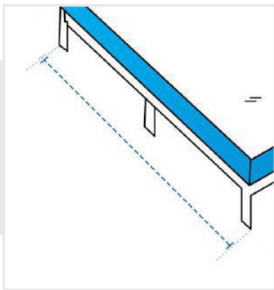
1. Back Height:
Back Height of the Chaise



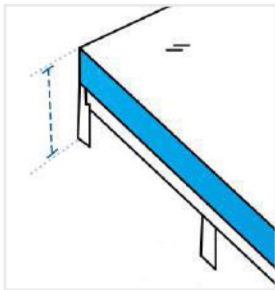
2. Depth:
Depth of the Chaise



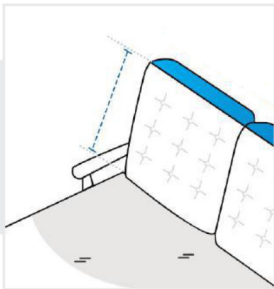
3. Front Width:
Front Width of the Chaise



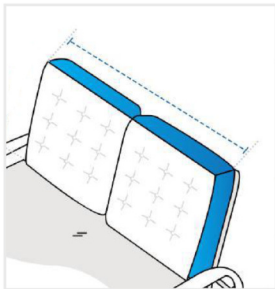
4. Front Height:
Front Height of the Chaise



5. Slant Height:
Slant Height of the Chaise

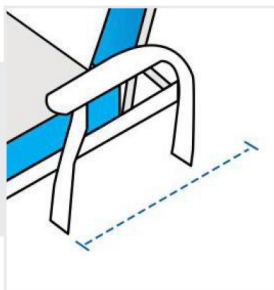


6. Back Width:
Back Width of the Chaise



7. Arm Depth:

Arm Depth of the Chaise



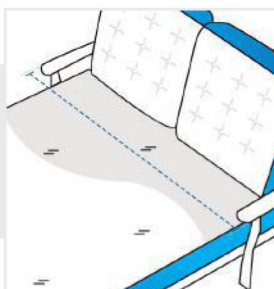
8. Arm Height:

Arm Height of the Chaise



9. Arm To Arm Width:

Arm To Arm Width of the Chaise



10. Cushion Depth:

Cushion Depth of the Chaise

