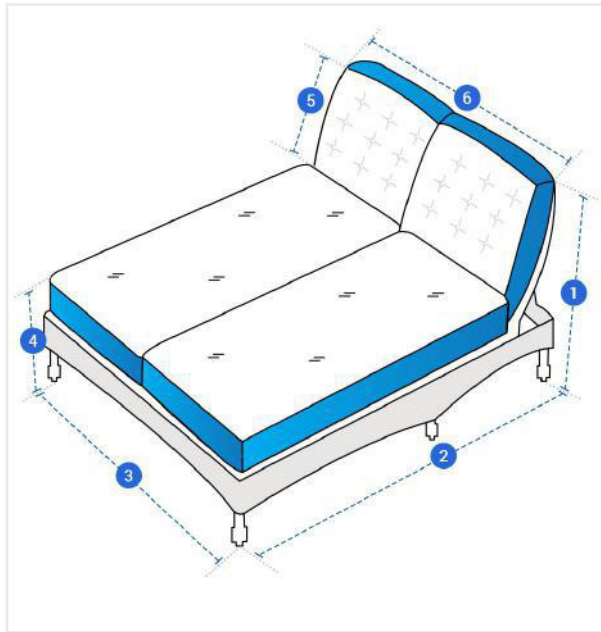


How to Measure Chaise Lounge Covers - Design 4

Measurement Instruction

- ✓ Give exact measurement from edge to edge.
- ✓ "We add upto 2" leeway on the given width/depth for easy pull-in and pull-out."
- ✓ The height dimensions will remain same as provided by you.



Measurement (Inches)

1. Back Height

2. Depth

3. Front Width

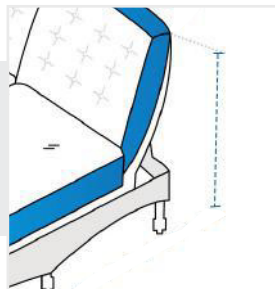
4. Front Height

5. Slant Height

6. Back Width

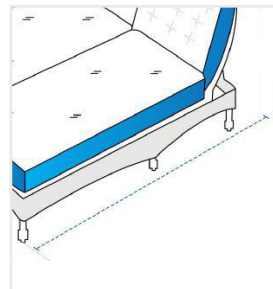
1. Back Height:

Back Height of the Chaise



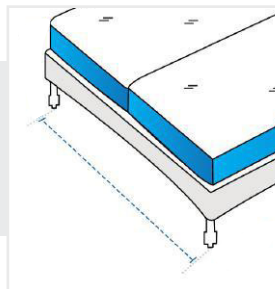
2. Depth:

Depth of the Chaise



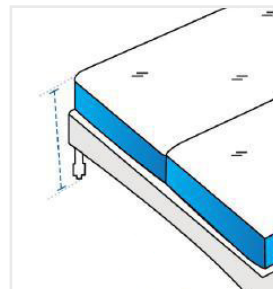
3. Front Width:

Front Width of the Chaise



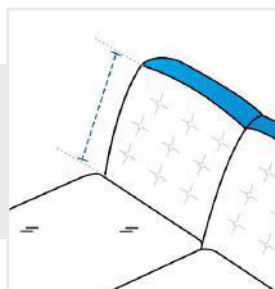
4. Front Height:

Front Height of the Chaise



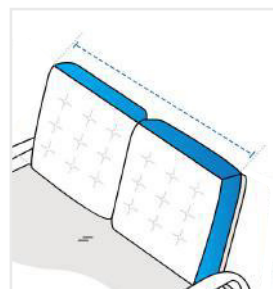
5. Slant Height:

Slant Height of the Chaise



6. Back Width:

Back Width of the Chaise



We encourage you to upload the image of the article you need the cover for - this helps our team ensure covers are designed keeping your requirements in mind.