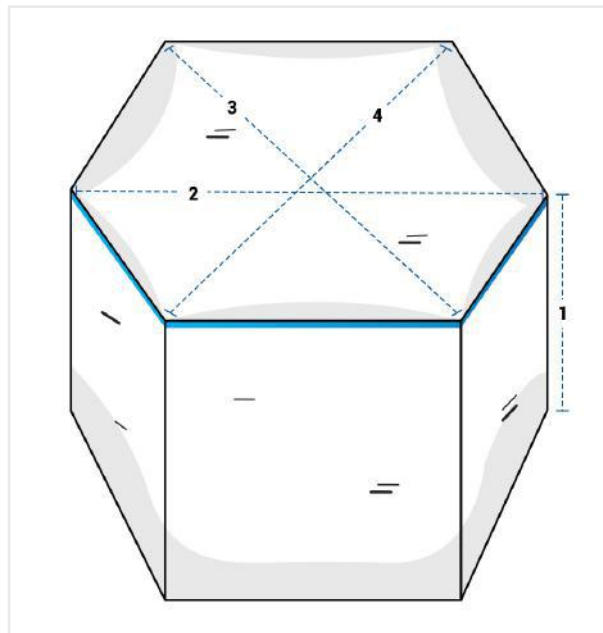


# How to Measure Custom Covers - Design 16

## Measurement Instruction

- ✓ Give exact measurement from edge to edge.
- ✓ "We add upto 2" leeway on the given width/depth for easy pull-in and pull-out."
- ✓ The height dimensions will remain same as provided by you.



### Measurement (Inches)

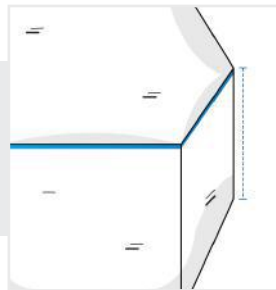
1. Height

2. Diagonal Length

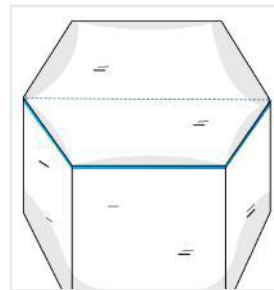
3. Diagonal Length #1

4. Diagonal Length #2

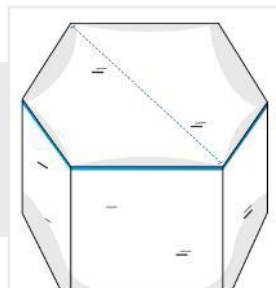
**1. Height:**  
Height of the Product



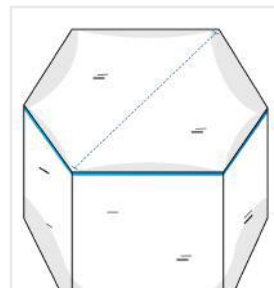
**2. Diagonal Length:**  
Diagonal Length of the Product



**3. Diagonal Length #1:**  
Diagonal Length (Side 1)



**4. Diagonal Length #2:**  
Diagonal Length (Side 2)



We encourage you to upload the image of the article you need the cover for - this helps our team ensure covers are designed keeping your requirements in mind.