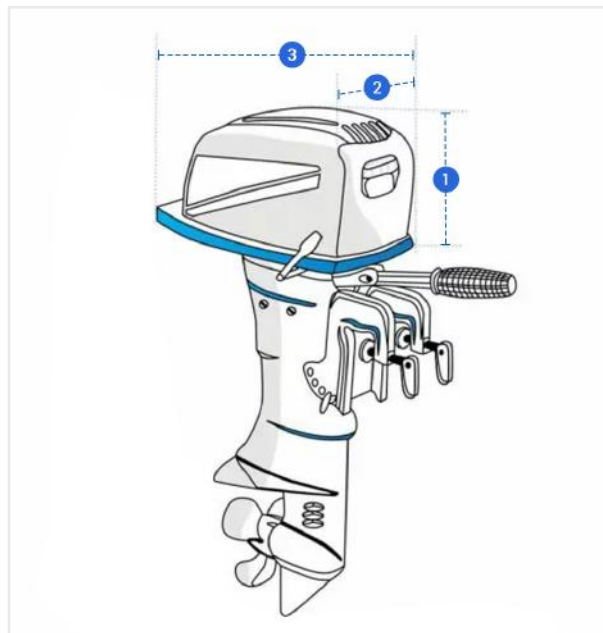


How to Measure Custom Outdoor Boat Motor Covers

Measurement Instruction

- ✓ Give exact measurement from edge to edge.
- ✓ We add 0.5" to 1.5" leeway on the given width/depth for easy pull-in and pull-out.
- ✓ The height dimensions will remain same as provided by you.



Measurement (Inches)

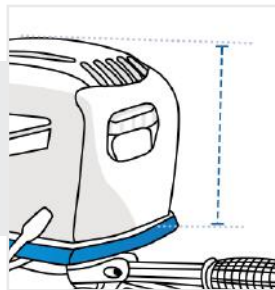
1. Height #1

2. Depth #1

3. Depth #2

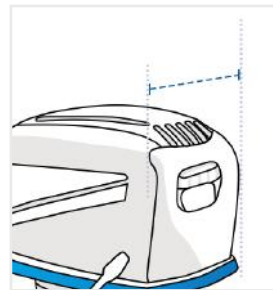
1. Height #1:

Height of top portion of the Outdoor Boat Motor



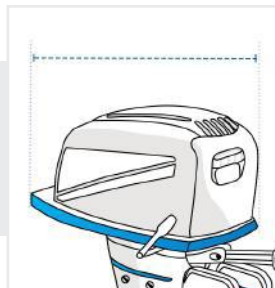
2. Depth #1:

Depth #1 of the Outdoor Boat Motor



3. Depth #2:

Depth #2 of the Outdoor Boat Motor



We encourage you to upload the image of the article you need the cover for - this helps our team ensure covers are designed keeping your requirements in mind.