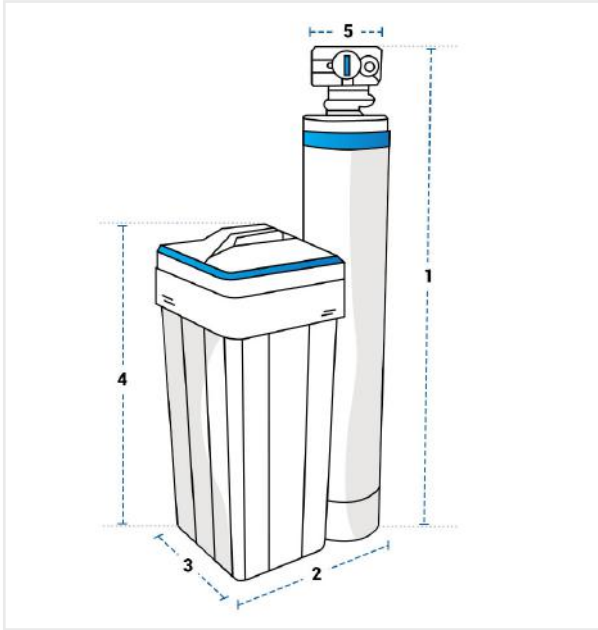


How to Measure Water Softner Machine Cover

Measurement Instruction

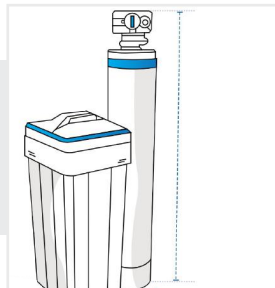
- ✓ Give exact measurement from edge to edge.
- ✓ We add 1" to 2" leeway on the given width/depth for easy pull-in and pull-out.
- ✓ The height dimensions will remain same as provided by you.



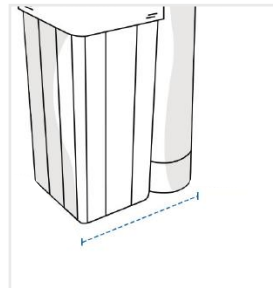
Measurement (Inches)

1. Full Height	<input type="text"/>	2. Full Width	<input type="text"/>
3. Depth	<input type="text"/>	4. Box Height	<input type="text"/>
5. Diameter	<input type="text"/>		

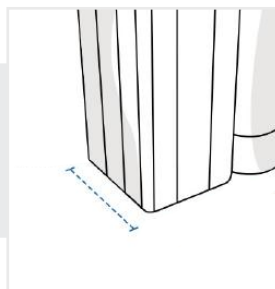
1. Full Height:
Full Height of the Water Softner Machine Cover



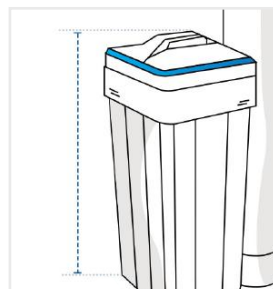
2. Full Width:
Full Width of the Water Softner Machine Cover



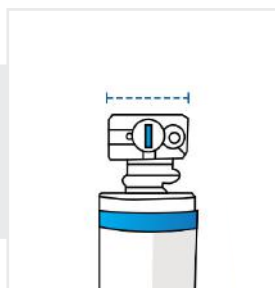
3. Depth:
Depth of the Water Softner Machine Cover



4. Box Height:
Box Height of the Water Softner Machine Cover



5. Diameter:
Diameter of the Water Softner Machine Cover



We encourage you to upload the image of the article you need the cover for - this helps our team ensure covers are designed keeping your requirements in mind.