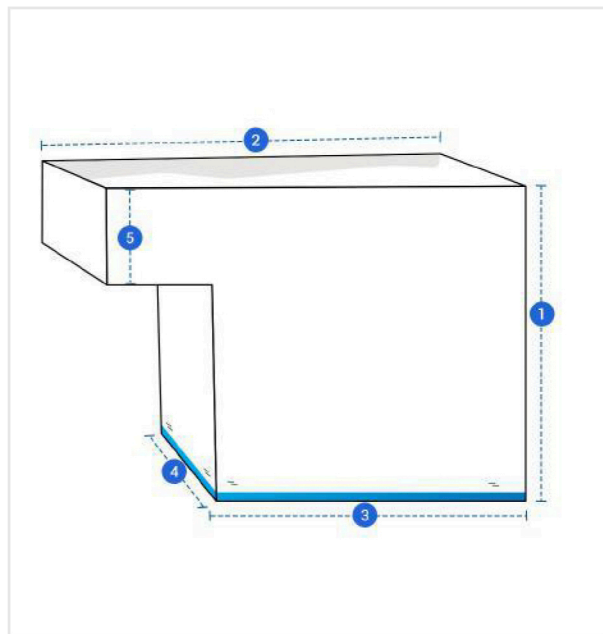


How to Measure L Shape Tufted Cushion

Measurement Instruction

- ✓ Give exact measurement from edge to edge.
- ✓ The height dimensions will remain same as provided by you.
- ✓ Size may vary from 0 to ±2" from the given width/depth for a better fit.



Measurement (Inches)

1. Height

2. Top Width


3. Bottom Width

4. Thickness

5. Edge

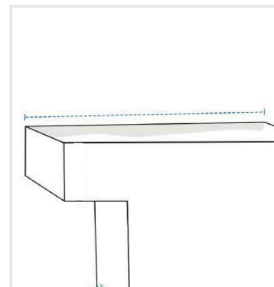
1. Height:

Height of the L Shape Cushion



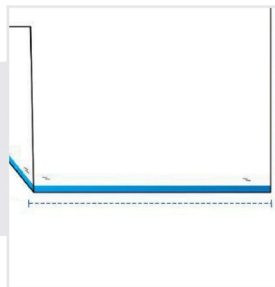
2. Top Width:

Top Width of the L Shape Cushion



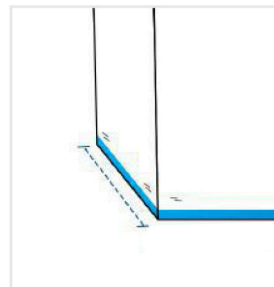
3. Bottom Width:

Bottom Width of the L Shape Cushion



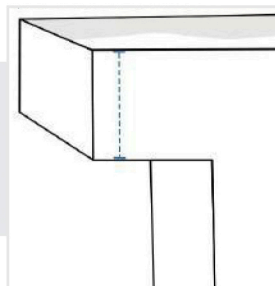
4. Thickness:

Thickness of the L Shape Cushion



5. Edge:

Edge of the L Shape Cushion



We encourage you to upload the image of the article you need the cover for - this helps our team ensure covers are designed keeping your requirements in mind.